




PYRAMIDS STEEL

OUR *VISION*

Proudly made in Egypt to serve the Egyptian market — reducing imports, boosting local industry, and reaching global markets with quality Egyptian products

OUR *PRODUCTS*

Pre-Painted Galvanized Iron (PPGI)
Sandwich panel



SANDWICH PANEL

WHAT IS A SANDWICH PANEL?

Sandwich panels are advanced building components made of two outer layers of pre-painted galvanized steel (PPGI) and a core of high-performance insulation material. They provide excellent thermal insulation, structural strength, and fast installation — making them ideal for industrial, commercial, and cold storage applications.

FEATURED COLORS

PANEL THICKNESS:

3cm,4cm,5cm

THICKNESS OF SHEET :


0.30,035,0.40,0.50,0.70 mm

GALVANIZATION :

zinc 80 to zinc 275 g/m2

DESTINY:

38 TO 45 KG /M3



PANEL STRUCTURE

OUTER SHEETS:

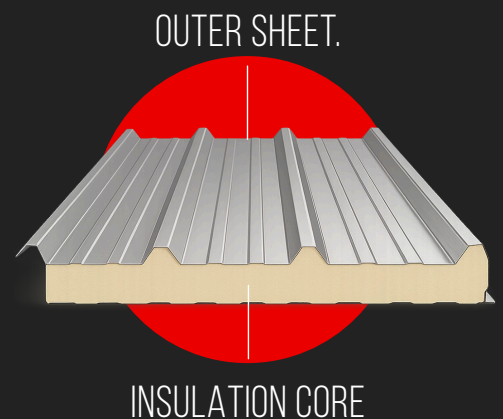
Pre-Painted Galvanized Steel (PPGI) for superior protection

INSULATION CORE:

PUR (Polyurethane) fire rated, a high-performance foam material used as the insulation core inside sandwich panels

SURFACE FINISH:

Available in flat, ribbed, or corrugated profiles



APPLICATIONS



INDUSTRIAL FACTORIES



WAREHOUSES



COLD STORAGE ROOMS



POULTRY FARMS



COMMERCIAL BUILDINGS



PREFABRICATED UNITS

PRODUCTION STAGES

(CONTINUOUS LINE)




ROLL FORMING

The steel sheet passes through a roll forming machine to create the final surface shape — whether flat, corrugated, or patterned — according to the required design.




PU FOAMING INJECTION

A chemical mixture consisting of two components (Polyol and Isocyanate) is injected directly between the two steel sheets using a high-precision mixing head, where it expands automatically to form a uniform insulation layer.



DOUBLE BELT CONVEYOR

The panels pass through a double belt press of a specified length to ensure uniform thickness and consistent foam curing.



CUTTING UNIT

After complete curing, the sandwich panels are cut to the required lengths using an automatic flying saw to achieve precise dimensions.



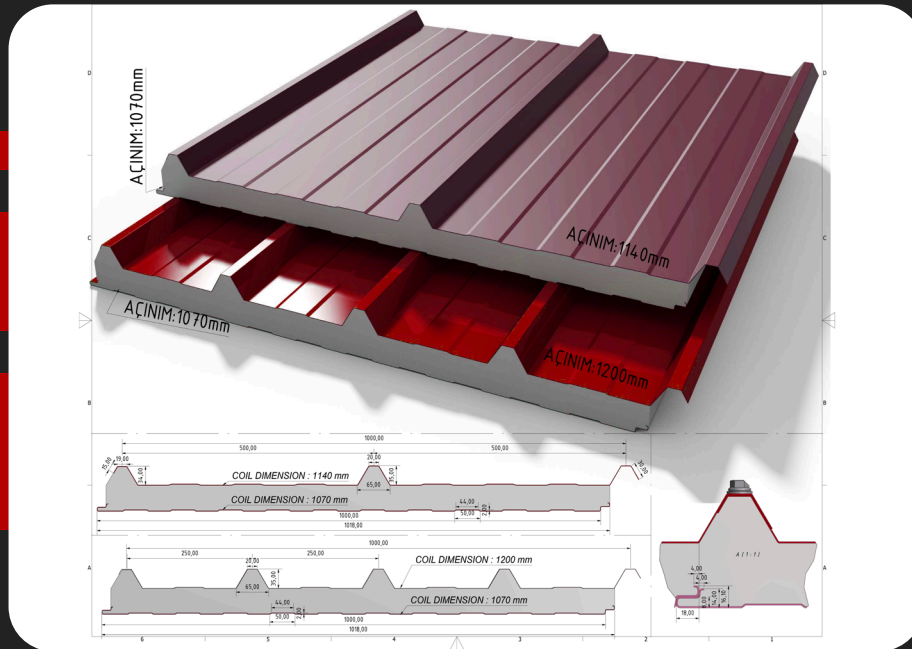
PACKING & STACKING

The panels are wrapped with protective plastic and stacked in an organized manner, ready for storage or shipping, ensuring protection against scratches and damage during transport



ROOF SANDWICH PANEL

Roof sandwich panels are designed for industrial and commercial roofing applications. They offer excellent waterproofing, thermal insulation, and mechanical strength while allowing fast installation.




STRUCTURE

Top Sheet, Pre-Painted Galvanized Steel (PPGI)
— Corrugated Profile

Core, PUR (Polyurethane), a high-performance
foam material used as the insulation core

Bottom Sheet, Flat or slightly profiled steel



COMMON USES:



Industrial Warehouses



Cold Storage Roofs



Poultry Farms



Commercial Buildings

KEY FEATURES:

High thermal insulation

Waterproof and weather-resistant

Long lifespan

WALL SANDWICH PANELS







STRUCTURE

Outer Sheet: Pre-Painted Galvanized Steel (PPGI) — Smooth or Ribbed Profile

Core, PUR (Polyurethane), a high-performance foam material used as the insulation core inside sandwich panels.

Bottom Sheet, Flat or slightly profiled steel

KEY FEATURES:

-  Superior thermal insulation
-  Easy and fast installation
-  Excellent fire resistance options
-  Variety of colors and finishes

COMMON USES:



Industrial Building Walls



Warehouses



Agricultural Farm Sheds



Commercial Office Walls


FLAT WALL SANDWICH PANELS



Flat wall sandwich panels are specially designed for modern industrial and commercial buildings where a smooth, elegant appearance is required. They provide excellent thermal insulation, fast installation, and an aesthetically clean facade.

Flat Wall Sandwich Panels

Flat wall sandwich panels are specially designed for modern industrial and commercial buildings where a smooth, elegant appearance is required. They provide excellent thermal insulation, fast installation, and an aesthetically clean facade.



STRUCTURE

OUTER SHEETS:

Pre-Painted Galvanized Steel (PPGI) — Completely Flat

CORE:

Core, PUR PUR)Polyurethane(, a high-performance foam material used as the insulation core inside sandwich panels.

INNER SHEET:

Pre-Painted Galvanized Steel — Flat Finish




FLAT WALL SANDWICH PANELS



KEY FEATURES:


- Completely flat and elegant surface finish
- High thermal insulation efficiency
- Fast and easy installation
- Excellent weather and water
- Durable and long-lasting material
- Suitable for modern architectural designs

COMMON USES

-  Industrial Building Walls
-  Commercial Building Facades
-  Cold Storage Facilities
-  Clean Rooms and Laboratories
-  Prefabricated Office Walls

SECRET FIX WALL PANELS

Secret Fix sandwich panels offer a smooth, modern appearance with no visible screws or fasteners. They are ideal for high-end industrial and commercial building facades.



STRUCTURE

OUTER SHEETS:

Pre-Painted Galvanized Steel (PPGI) — Smooth or Lightly

CORE:

PUR PUR)Polyurethane(, a high-performance foam material used as the insulation core inside sandwich panels





INNER SHEET :

Pre-Painted Galvanized Steel (Flat Finish)

KEY FEATURES :

- Completely hidden fixing system
- Sleek modern finish
- High water and air tightness
- Enhanced thermal and fire resistance
- Elegant, clean aesthetics

COMMON USES

-  Commercial Buildings
-  Showrooms
-  Office Walls
-  Premium Prefabricated Units

SANDWICH PANELS APPLICATIONS



CLEAN STORAGE FACILITIES

Specialized panels for temperature-controlled environments.



INDUSTRIAL WAREHOUSES

Durable roofing and wall panels for factories and storage buildings.



POULTRY AND LIVESTOCK FARMS

Insulated and hygienic spaces for animal farming.



COMMERCIAL BUILDINGS (CARVANS)


Fast-construction offices, cabins, and modular houses.




SANDWICH PANELS ACCESSORIES



Profile




Ridge



Eave Gutter



End Trim




U-PROFILE




FASCIA TRIM




Gable End
Flashing



Corner Flashing



Eave End Flashing



ANGLE



oppo

injaz
site facilities
contracting

HASSAN ALLAM
CONSTRUCTION



الدقهلية للدواجن
DakahliaPoultry



SECO SALT
SALT FOR LIFE



CONTACT US

- 01050963969 - 01055750060
- INFO@PYRAMIDSSTEEL.COM
- HTTPS://PYRAMIDSSTEEL.COM
- PYRAMIDSSTEELINDUSTRIES



10TH OF RAMADAN CITY,
3RD INDUSTRIAL ZONE 5A